

Visits	107
Partials	7
Completes	39




3.What industry is your organization in?		Number of Responses	Response Ratio
Software Vendor		21	46%
Integrator		7	15%
Telecom		7	15%
eCommerce		4	9%
Financial Services		0	0%
Retail		0	0%
Manufacturing		2	4%
Energy		1	2%
Health		4	9%
Education		2	4%
Government		4	9%
None (individual, student, etc.)		0	0%
VIEW Other, Please Specify		7	15%

4.Which version of JORAM do you use?		Number of Responses	Response Ratio
3.7		0	0%
4.0		5	11%
4.1		6	13%
4.2		10	22%
4.3		24	53%
Total		45	100%



5.Are you currently using JORAM?		Number of Responses	Response Ratio
for evaluation/experimentation purpose		17	38%
for operational deployment		19	42%
considering using		8	18%
VIEW will stop using it (please explain why)		1	2%
Total		45	100%

5.why stop using it	
#	Response


1 The colocated mode cpu load is too high, hi stress

6.OS		Number of Responses	Response Ratio	
	Linux		31	70%
	Windows		26	59%
VIEW	Other, Please Specify		6	14%








6.Other OS	
#	Response
1	Solaris, AIX, and Windows
2	solaris 10
3	Unix
4	HPUX
5	Mac OS X 10.3
6	AIX, Solaris

7.JDK		Number of Responses	Response Ratio	
	JDK 1.3		1	2%
	JDK 1.4		27	60%
	JDK 1.5		16	36%
VIEW	Other, Please Specify		1	2%
Total			45	100%

7.Other JDK	
#	Response
1	1.6




8.JVM		Number of Responses	Response Ratio	
	Sun		40	89%
	IBM		2	4%
	BEA		1	2%
VIEW	Other, Please Specify		2	4%
Total			45	100%




8.Other JVM	
#	Response
1	Both Sun and IBM
2	HPUX

9.What are your target applications? check all that apply.		Number of Responses	Response Ratio
Data acquisition / integration		22	51%
Data synchronization		13	30%
Application interoperability / integration		23	53%
Document exchange and EDI		7	16%
Asynchronous Web Services		9	21%
Communication with remote devices		10	23%
VIEW Other, Please Specify		2	5%

9.Other applications



#	Response
1	Medical image and document lifecycle management
2	Informing Swing clients of changed data in EJBs.




10.What is your usage of JORAM?		Number of Responses	Response Ratio
Stand alone messaging system		18	42%
messaging component integrated within an application server		13	30%
both		12	28%
Total		43	100%




11.If using JORAM integrated within an application server - which application server?		Number of Responses	Response Ratio
JOnAS		16	67%
JBoss		6	25%
WebSphere		1	4%
VIEW Other, Please Specify		3	13%




11.which application server?




#	Response
1	tomcat
2	Used as transport for Artix JMS services
3	Resin




12. If using JORAM integrated within an application server - do you use JCA?		Number of Responses	Response Ratio
Yes		17	61%
No		11	39%
Total		28	100%

13. Messaging system characteristics - number of clients		Number of Responses	Response Ratio
< 10		14	34%
from 10 to 100		18	44%
> 100		9	22%
Total		41	100%

14. Messaging system characteristics - number of servers		Number of Responses	Response Ratio
single server		17	41%
< 10 servers		22	54%
> 10 servers		2	5%
Total		41	100%




15. Which communication model do you use?		Number of Responses	Response Ratio
100% point to point (message queues)		15	38%
100% publish/subscribe (Topics)		7	18%
Mixed (PtP and P/S)		18	45%
Total		40	100%








16. Message size? Check all that apply.		Number of Responses	Response Ratio
small messages (around 100 bytes)		14	35%
medium-sized messages		32	80%
large messages (> 1 Mbytes)		7	18%

17. Do you use message persistency? Check all that apply.		Number of Responses	Response Ratio
All messages persistent		16	40%
No persistent messages		6	15%
Mixed strategies		18	45%









18. What are your primary performance criteria? Check all that apply				
<i>The top percentage indicates total respondent ratio; the bottom number represents actual number of respondents selecting the option</i>	1	2	3	4
	No interest	Some interest	Significant interest	Critical to me
1. Nb of clients per server	10% 4	38% 15	45% 18	8% 3
2. Nb of messages handled per server	3% 1	10% 4	50% 20	38% 15
3. Nb of messages exchanged between two clients running on the same server	10% 4	25% 10	48% 19	18% 7
4. Nb of messages exchanged between two clients running on different servers	8% 3	25% 10	50% 20	18% 7

19. Which advanced functions do you use (or plan to use)? Check all that apply.				
<i>The top percentage indicates total respondent ratio; the bottom number represents actual number of respondents selecting the option</i>	1	2	3	4
	No interest	Some interest	Significant interest	Critical to me
1. Transactions	5% 2	30% 12	40% 16	25% 10
2. lightweight clients (J2ME)	51% 20	23% 9	15% 6	10% 4
3. secured communications	15% 6	28% 11	38% 15	20% 8
4. clustered topics	18% 7	53% 21	23% 9	8% 3
5. clustered queues	11% 4	45% 17	32% 12	13% 5
6. gateways (JMS, FTP, Mail, . . .)	30% 11	30% 11	30% 11	11% 4
7. HA server	26% 10	16% 6	39% 15	18% 7
8. agent API	39% 14	25% 9	33% 12	3% 1






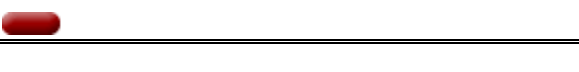

20. Which administration facilities do you use? Check all that apply		Number of Responses	Response Ratio
Text interface		16	44%
Graphical interface		23	64%
JMX API		12	33%





21. Which additional features would you like? Check all that apply.		Number of Responses	Response Ratio
Non Java clients		13	37%
data base persistency		19	54%
content-based routing		19	54%
XML-based message transformation		20	57%
applications connectors		8	23%
 Other, Please Specify		8	23%





21. Which additional features would you like?	
#	Response
1	Rules based routing is HIGHLY desireable
2	Persistency controlled by JCA not by JORAM setting
3	Exit to add pre and post processing - active HA
4	Message Polling
5	Improved colocated mode
6	Documentation!
7	Decide persistency by message, not my server.
8	Persistent message headers

22. What kind of support services do you need? Check all that apply.		Number of Responses	Response Ratio
No support required, in house expertise		17	43%
Free JORAM community mailing list		30	75%
Development support		8	20%
Configuration / Deployment support		10	25%
Operation support		3	8%
Mixed JOnAS+JORAM support		8	20%
 Other, Please Specify		2	5%

22. What kind of support services do you need?	
#	Response
1	We purchased the tutorial documentation
2	Documentation

23. Would you like additional services? Check all that apply		Number of Responses	Response Ratio
No		31	78%
JMS application development		2	5%
J2EE application development		3	8%
Rapid prototyping		3	8%
Training		2	5%
Consulting		3	8%
Tuning		4	10%
VIEW Other, Please Specify		0	0%

24. Would you be willing to contribute to JORAM development? Check all that apply		Number of Responses	Response Ratio
Code		6	50%
Documentation (enrichment, translation, . . .)		4	33%
Use case		7	58%
Financial support (e.g. to develop additional features)		1	8%
VIEW Other, Please Specify		0	0%

25. Would you be willing to contribute to JORAM promotion? Check all that apply.		Number of Responses	Response Ratio
Reference on the JORAM Web Site		12	92%
Success story on the JORAM Web Site		8	62%
Common Press Release		2	15%
VIEW Other, Please Specify		2	15%

25. Other contributions	
#	Response
1	Only once in a production environment
2	it's better to leave this decision to management

26. What is your overall opinion of JORAM?		Number of Responses	Response Ratio
Love it		3	8%
Like it		21	54%
It's OK		14	36%
Did'nt like it		1	3%
would like it if it had more features/services		0	0%
Total		39	100%

27. Would you recommend JORAM to other people?		Number of Responses	Response Ratio
Yes		33	87%
No		5	13%
Total		38	100%

28. Would you say that JORAM is a real alternative to proprietary products?		Number of Responses	Response Ratio
Yes		29	83%
No		6	17%
Total		35	100%